

Aftermarket Marketing Bulletin

BORGWARNER

Features from the S300 SX-R include: Support up to 1,100 HP

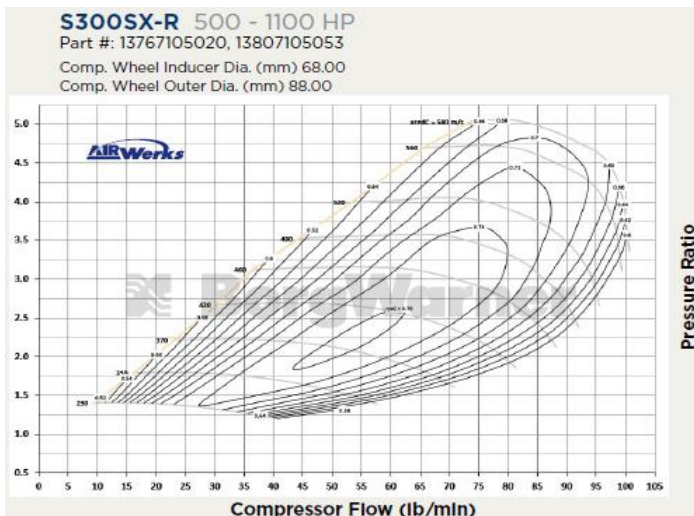
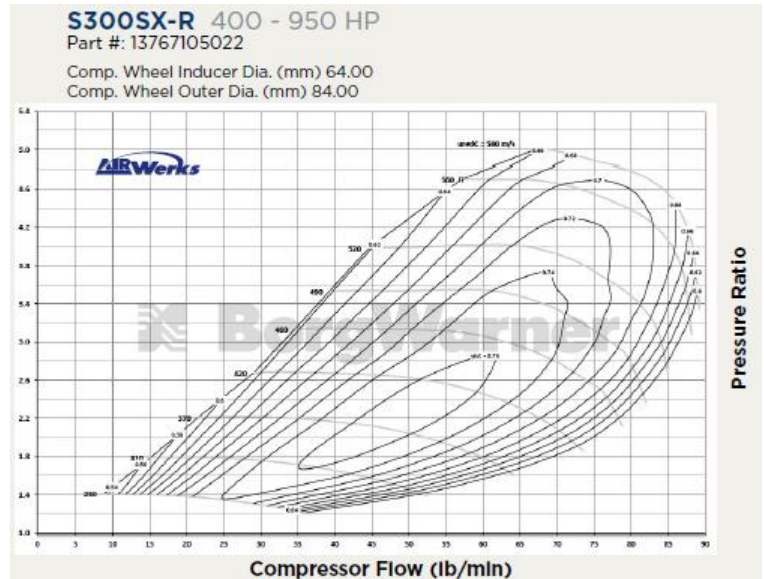
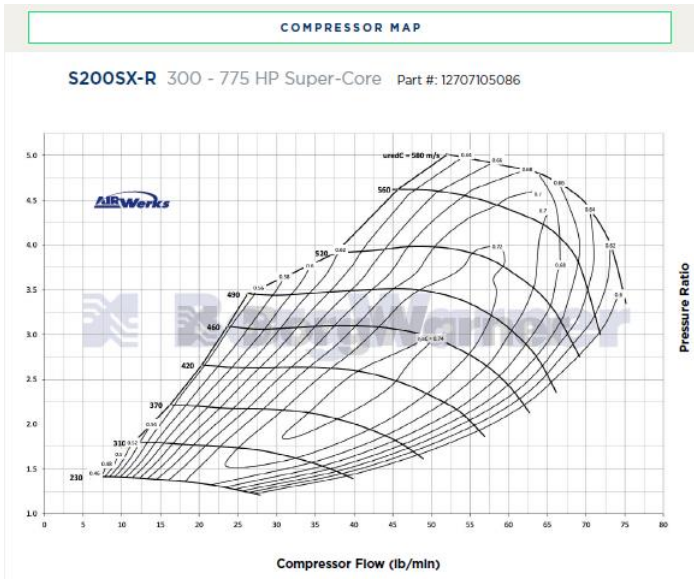
FEATURES

- Low rotor inertia (quicker spooling)
- 360 degree thrust bearing
- Integrated speed sensor port
- Forged milled compressor wheel
- Flexible compressor cover outlet options
- Pre-machined boost port
- Optimized compressor stage aerodynamics



SX-R Compressor Maps Shown Below

Super-Core Part #	Comp. Wheel O.D. (in)	Comp. Wheel O.D. (mm)	Comp Wheel Inducer Dia. (in)	Comp Wheel Inducer Dia. (mm)	Turbine Wheel O.D. (in)	Turbine Wheel O.D. (mm)	Turbine Wheel Exducer (in)	Turbine Wheel Exducer (mm)	Service Kit (360° thrust bearing)
13807105053	3.46	88.00	2.68	68.00	3.14	79.76	2.89	73.37	13007110005
13767105020	3.29	88.00	2.42	68.00	3.00	76.20	2.66	67.56	13007110005
13767105022	3.31	84.00	2.52	64.00	3.00	76.20	2.66	67.56	13007110005



Please visit <https://www.borgwarner.com/aftermarket/boosting-technologies/performance-turbochargers/downloads> to download the latest BorgWarner Performance Turbo Catalog which shows more details about SX-R

